

Graphical Models

Robert M. Haralick

Computer Science, Graduate Center
City University of New York

Graphical Models

Graphical Models associates a graph, called the **conditional independence graph**, from which the all the conditional independencies can be easily seen.

When the conditional independence graph is triangulated, then the joint probability function can be expressed with a probability product form.

- The product form can be read off the graph
- The product form is a strong extension of the marginal terms of the product

Definition

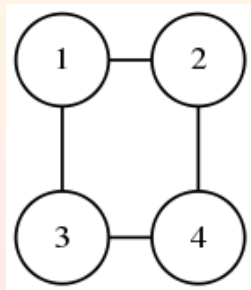
A *graph* $G = (N, E)$ where N is an index set and E , the edge set, is a collection of subsets of N where each subset has exactly 2 elements of N .

Graphs

Here, $G = (N, E)$ where

$$N = \{1, 2, 3, 4\}$$

$$E = \{\{1, 2\}, \{2, 4\}, \{3, 4\}, \{3, 1\}\}$$

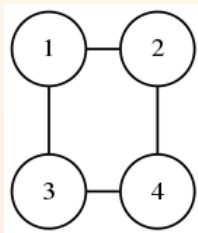


Boundary

Definition

Let $G = (N, E)$ be a graph and $i \in N$. The **boundary** of i is defined by

$$\text{bndry}(i) = \{j \in N \mid \{i, j\} \in E\}$$



- $\text{bndry}(1) = \{2, 3\}$
- $\text{bndry}(2) = \{1, 4\}$
- $\text{bndry}(3) = \{1, 4\}$
- $\text{bndry}(4) = \{2, 3\}$

Conditional Independence Graph: Definition

Definition

A graph (N, E) is called a **Conditional Independence Graph** of a random variable set $\mathcal{X} = \{X_1, \dots, X_M\}$ if and only if $N = \{1, \dots, M\}$, the index set for the variables in \mathcal{X} , and

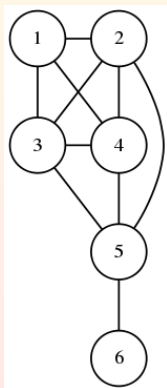
$$E^c = \{\{i, j\} \mid X_i \perp\!\!\!\perp X_j \mid \mathcal{X} - \{X_i, X_j\}\}$$

Conditional Independence Graph

Nodes correspond to indexes of variables in the variable set

$\mathcal{X} = \{X_1, \dots, X_6\}$

$\{i, j\}$ not in the edge set means $X_i \perp\!\!\!\perp X_j \mid \mathcal{X} - \{X_i, X_j\}$



Conditional Independence Graph

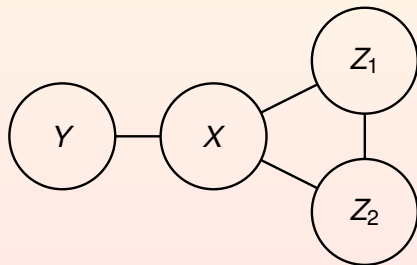
$\{Y, Z_1\}$ and $\{Y, Z_2\}$ not in edge set means

$$Y \perp\!\!\!\perp Z_1 \mid \{X, Y, Z_1, Z_2\} - \{Y, Z_1\}$$

$$Y \perp\!\!\!\perp Z_2 \mid \{X, Y, Z_1, Z_2\} - \{Y, Z_2\}$$

$$Y \perp\!\!\!\perp Z_1 \mid \{X, Z_2\}$$

$$Y \perp\!\!\!\perp Z_2 \mid \{X, Z_1\}$$

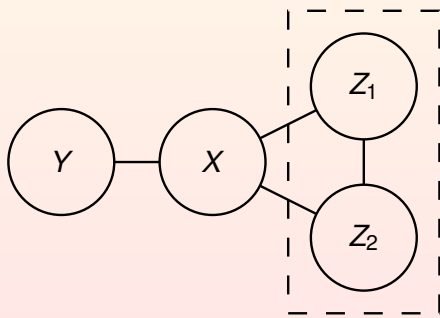


Block Independence Theorem

Y is conditionally independent of the block $\{Z_1, Z_2\}$ given X

Theorem

Suppose that for any values for any group of joint variables, the joint probability is greater than zero. $Y \perp\!\!\!\perp Z_1, Z_2 \mid X$ if and only if $Y \perp\!\!\!\perp Z_1 \mid X, Z_2$ and $Y \perp\!\!\!\perp Z_2 \mid X, Z_1$.

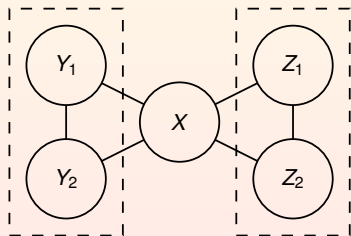


Reduction Theorem

Theorem

Suppose that for any values for any group of joint variables, the joint probability is greater than zero.

- $Y \perp\!\!\!\perp Z_1, Z_2 \mid X$ if and only if $Y \perp\!\!\!\perp Z_1 \mid X, Z_2$ and $Y \perp\!\!\!\perp Z_2 \mid X, Z_1$.
- $Y \perp\!\!\!\perp Z_1, Z_2 \mid X$ implies $Y \perp\!\!\!\perp Z_1 \mid X$ and $Y \perp\!\!\!\perp Z_2 \mid X$.



- $Y_1 \perp\!\!\!\perp Z_1 \mid X, Y_1 \perp\!\!\!\perp Z_2 \mid X, Y_2 \perp\!\!\!\perp Z_1 \mid X, Y_2 \perp\!\!\!\perp Z_2 \mid X$
- $Y_1, Y_2 \perp\!\!\!\perp Z_1 \mid X, Y_1, Y_2 \perp\!\!\!\perp Z_2 \mid X, Y_1, Y_2 \perp\!\!\!\perp Z_1, Z_2 \mid X$
- $Z_1, Z_2 \perp\!\!\!\perp Y_1 \mid X, Z_1, Z_2 \perp\!\!\!\perp Y_2 \mid X$

Definition

Let (G, E) be a graph and $g_1, \dots, g_N \in G$. $\langle g_1, \dots, g_N \rangle$ is a **path** in (G, E) if and only if $\{g_n, g_{n+1}\} \in E$ for every $n \in \{1, \dots, N-1\}$.

Definition

Let (G, E) be a graph and A, B be subsets of G . A and B are said to be **connected** if and only if for some $a \in A$ and $b \in B$, there is a path $\langle a, g_1, \dots, g_N, b \rangle$ in G .

Definition

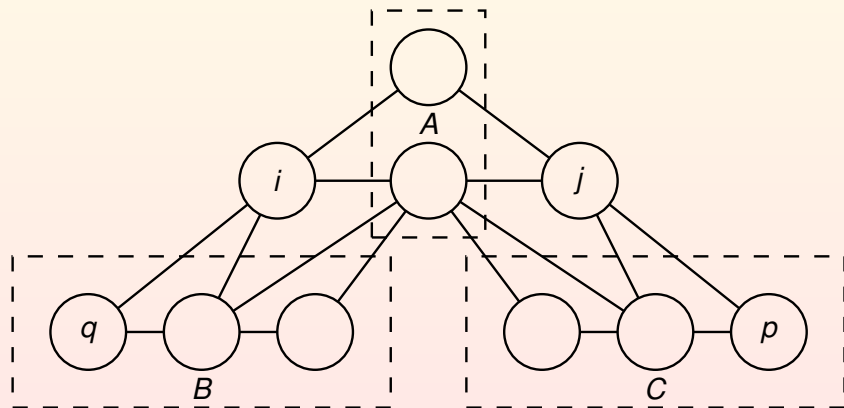
Let (G, E) be a graph and A, B, S be non-empty subsets of G . S **separates** A from B if and only if for every $a \in A$ and $b \in B$, every path in G that begins with a and ends with b has at least one node in S .

Separation Theorem

A separates $B \cup \{i\}$ from $C \cup \{j\}$

$$N = A \cup B \cup C \cup \{i, j\}$$

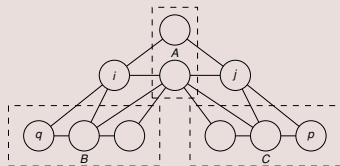
Then $i \perp j \mid A$



Separation Theorem

Theorem

Let $G = (N, E)$ be a connected conditional independence graph for a set of random variables whose joint probability is positive. If $A \subset N$ is any node set that separates two nodes i and j , then $i \perp\!\!\!\perp j \mid A$.



Proof.

Let B be the set of nodes that either connect to i directly or through A . Let C be the set of nodes that either connect to j directly or through A . Hence, $\{A, B, C, \{i, j\}\}$ form a partition of N . By construction of the conditional independence graph, $i \perp\!\!\!\perp j \mid N - \{i, j\}$ and $i \perp\!\!\!\perp p \mid N - \{i, p\}$. Application of the block independence theorem yields $i \perp\!\!\!\perp j, p \mid N - \{i, j, p\}$. Application of the reduction theorem yields $i \perp\!\!\!\perp j \mid N - \{i, j, p\}$. Repeated application using the remaining nodes of C yields $i \perp\!\!\!\perp j \mid N - \{i, j\} - C$. Similarly for using q . Repeated application yields $i \perp\!\!\!\perp j \mid N - \{i, j\} - B - C$. But $N - \{i, j\} - B - C = A$. Therefore $i \perp\!\!\!\perp j \mid A$.

Local Markov Property

All conditional independences can be read off the Conditional Independence Graph.

Corollary

Let $G = (N, E)$ be a conditional independence graph and $n \in N$. Define $B = N - \{n\} - \text{bndry}(n)$. Then $n \perp\!\!\!\perp B \mid \text{bndry}(n)$.

Proof.

The set $\text{bndry}(n)$ separates n from B . □

Definition

Let $G = (N, E)$ be a conditional independence graph and $n \in N$. The **Markov Blanket** of node n is $\text{bndry}(n)$.

Complete Graphs

Definition

A graph $G = (N, E)$ is **complete** if and only if

$$E = \{\{i, j\} \mid i, j \in N, i \neq j\}$$

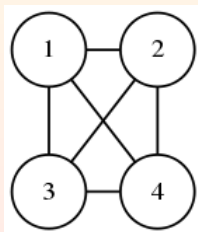


Figure: The Complete Graph on 4 Nodes

Definition

Let $G = (N, E)$ be a graph and $A \subset N$. The graph of G **restricted** to A , $G|_A$, is defined by

$$G|_A = (A, E|_A)$$

where

$$E|_A = \{\{i, j\} \in E \mid i, j \in A\}$$

Definition

Let $G = (N, E)$ be a graph. Let a subset of nodes $A \subset N$ be given. We say A is **complete** if and only if $G|_A$ is a complete graph.

Maximally Complete

Definition

A subset of nodes $A \subset N$ is **maximally complete** if and only if

- $G|_A$ is complete
- $B \supset A$ and $G|_B$ complete implies $B = A$

Definition

Let $G = (N, E)$ be a graph. A maximally complete subset $A \subset N$ is called a **clique** of G .

Chordal Graphs

Definition

A graph is **chordal (triangulated, decomposable)** if and only if every cycle of length 4 or more has a chord.

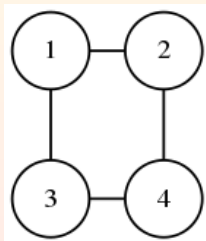


Figure: Non-chordal

Chordal Graphs

Definition

A graph is **chordal (triangulated, decomposable)** if and only if every cycle of length 4 or more has a chord.

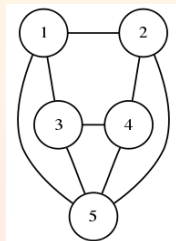


Figure: Non-chordal

Decomposable Graphs

Definition

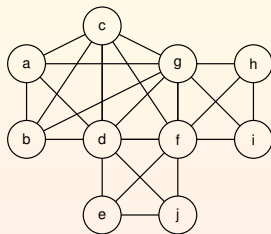
A Graph $G = (N, E)$ is **Decomposable** if and only if

- G is chordal
- The cliques of G can be put in running intersection order C_1, \dots, C_K with separators S_2, \dots, S_K where

$$S_k = C_k \cap \left(\bigcup_{i=1}^{k-1} C_i \right), k = 2, \dots, K - 1$$

such that S_k is complete.

Example



$$C_1 = \{a, b, c, d, g\}$$

$$C_2 = \{c, d, f, g\}$$

$$C_3 = \{f, g, h, i\}$$

$$C_4 = \{d, e, f, j\}$$

$$S_2 = C_2 \cap C_1 = \{c, d, g\}$$

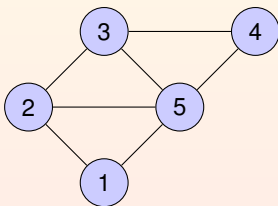
$$S_3 = C_3 \cap (C_1 \cup C_2) = \{f, g\}$$

$$S_4 = C_4 \cap (C_1 \cup C_2 \cup C_3) = \{d, f\}$$

Decomposable Graph

$$I = \{1, 2, 3, 4, 5\}$$

C_1	$=$	$\{1, 2, 5\}$	$1 \perp\!\!\!\perp 4$	$ $	$2, 5$
C_2	$=$	$\{2, 3, 5\}$	$1 \perp\!\!\!\perp 3$	$ $	$2, 5$
C_3	$=$	$\{3, 4, 5\}$	$2 \perp\!\!\!\perp 4$	$ $	$3, 5$
S_2	$=$	$\{2, 5\}$	$1 \perp\!\!\!\perp 4$	$ $	$3, 5$
S_3	$=$	$\{3, 5\}$	$1 \perp\!\!\!\perp 4$	$ $	$2, 3, 5$



$$\begin{aligned} P(x_i : i \in I) &= \frac{P(x_i : i \in C_1)P(x_i : i \in C_2)P(x_i : i \in C_3)}{P(x_i : i \in S_2)P(x_i : i \in S_3)} \\ &= P(x_i : i \in C_1)P(x_i : i \in C_2 - S_2 | S_2)P(x_i : i \in C_3 - S_3 | S_3) \end{aligned}$$

Let I be an index subset. If $I = \{1, 3, 7\}$, then

$$P(x_i : i \in I) = P(x_1, x_3, x_7)$$

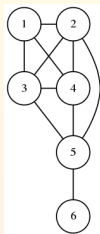
Decomposable Graphs

Theorem

If G is a decomposable graph with cliques in running intersection order C_1, \dots, C_K and separators S_2, \dots, S_K then

$$\begin{aligned} P(x_1, \dots, x_N) &= \frac{\prod_{k=1}^K P(x_i : i \in C_k)}{\prod_{m=2}^K P(x_j : j \in S_m)} \\ &= P(x_i : i \in C_1) \prod_{k=2}^K P(x_i : i \in C_k - S_k \mid S_k) \end{aligned}$$

Example



Cliques in running intersection order: $\{1, 2, 3, 4\}, \{2, 3, 4, 5\}, \{5, 6\}$

Separators: $\{2, 3, 4\}, \{5\}$

$$P(x_1, \dots, x_6) = P(x_1, x_2, x_3, x_4)P(x_5 \mid x_2, x_3, x_4)P(x_6 \mid x_5)$$

The product form

$$Q(x_1, \dots, x_6) = P(x_1, x_2, x_3, x_4)P(x_5 | x_2, x_3, x_4)P(x_6 | x_5)$$

is an extension of the marginals

- $P(x_1, x_2, x_3, x_4)$
- $P(x_2, x_3, x_4, x_5)$
- $P(x_5, x_6)$

Product Form

$$Q(x_1, \dots, x_6) = P(x_1, x_2, x_3, x_4)P(x_5 | x_2, x_3, x_4)P(x_6 | x_5)$$

$$\begin{aligned}Q(x_1, x_2, x_3, x_4) &= \sum_{x_5} \sum_{x_6} Q(x_1, \dots, x_6) \\&= \sum_{x_5} \sum_{x_6} P(x_1, x_2, x_3, x_4)P(x_5 | x_2, x_3, x_4)P(x_6 | x_5) \\&= P(x_1, x_2, x_3, x_4) \sum_{x_5} P(x_5 | x_2, x_3, x_4) \sum_{x_6} P(x_6 | x_5) \\&= P(x_1, x_2, x_3, x_4) \sum_{x_5} P(x_5 | x_2, x_3, x_4) \\&= P(x_1, x_2, x_3, x_4)\end{aligned}$$

$$Q(x_1, \dots, x_6) = P(x_1, x_2, x_3, x_4)P(x_5 | x_2, x_3, x_4)P(x_6 | x_5)$$

$$\begin{aligned}Q(x_2, x_3, x_4, x_5) &= \sum_{x_1} \sum_{x_6} P(x_1, x_2, x_3, x_4)P(x_5 | x_2, x_3, x_4)P(x_6 | x_5) \\&= P(x_5 | x_2, x_3, x_4) \sum_{x_1} P(x_1, x_2, x_3, x_4) \sum_{x_6} P(x_6 | x_5) \\&= P(x_5 | x_2, x_3, x_4)P(x_2, x_3, x_4) = P(x_2, x_3, x_4, x_5)\end{aligned}$$

Product Form

$$Q(x_1, \dots, x_6) = P(x_1, x_2, x_3, x_4)P(x_5 | x_2, x_3, x_4)P(x_6 | x_5)$$

$$\begin{aligned}Q(x_2, x_3, x_4, x_5, x_6) &= \sum_{x_1} Q(x_1, \dots, x_6) \\&= \sum_{x_1} P(x_1, x_2, x_3, x_4)P(x_5 | x_2, x_3, x_4)P(x_6 | x_5) \\&= P(x_2, x_3, x_4)P(x_5 | x_2, x_3, x_4)P(x_6 | x_5) \\&= P(x_2, x_3, x_4, x_5)P(x_6 | x_5) \\Q(x_5, x_6) &= \sum_{x_2} \sum_{x_3} \sum_{x_4} P(x_2, x_3, x_4, x_5)P(x_6 | x_5) \\&= P(x_5)P(x_6 | x_5) = P(x_5, x_6)\end{aligned}$$

Decomposable Graphs

$$S_k = C_k \cap \left(\bigcup_{i=1}^{k-1} C_i \right), k = 2, \dots, K$$

$$P(x_1, \dots, x_N) = P(x_i : i \in C_1) \prod_{k=2}^K P(x_i : i \in C_k - S_k \mid S_k)$$

Proposition

$$(C_k - S_k) \cap \left(\bigcup_{i=1}^{k-1} C_i \right) = \emptyset$$

Proof.

$$\begin{aligned} (C_k - S_k) \cap \left(\bigcup_{i=1}^{k-1} C_i \right) &= (C_k - (C_k \cap \left(\bigcup_{i=1}^{k-1} C_i \right))) \cap \left(\bigcup_{i=1}^{k-1} C_i \right) \\ &= (C_k - \left(\bigcup_{i=1}^{k-1} C_i \right)) \cap \left(\bigcup_{i=1}^{k-1} C_i \right) \\ &= \emptyset \end{aligned}$$

Decomposable Graphs: Summability

$$S_k = C_k \cap (\cup_{i=1}^{k-1} C_i), k = 2, \dots, K$$

$$P(x_1, \dots, x_N) = P(x_i : i \in C_1) \prod_{k=2}^K P(x_i : i \in C_k - S_k | S_k)$$

$$(C_k - S_k) \cap (\cup_{i=1}^{k-1} C_i) = \emptyset$$

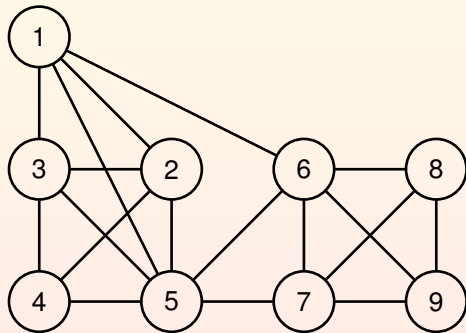
Proposition

$$\sum_{x_1} \sum_{x_2} \dots \sum_{x_N} P(x_i : i \in C_1) \prod_{k=2}^K P(x_i : i \in C_k - S_k | S_k) = 1$$

Proof.

$$\begin{aligned} S &= \sum_{x_1} \sum_{x_2} \dots \sum_{x_N} P(x_i : i \in C_1) \prod_{k=2}^K P(x_i : i \in C_k - S_k | S_k) \\ &= \sum_{C_1} \sum_{C_2 - S_2} \dots \sum_{C_K - S_K} P(x_i : i \in C_1) \prod_{k=2}^K P(x_i : i \in C_k - S_k | S_k) \\ &= \sum_{C_1} P(x_i : i \in C_1) \sum_{C_2 - S_2} P(x_i : i \in C_2 - S_2 | S_2) \dots \sum_{C_K - S_K} P(x_i : i \in C_K - S_K | S_K) \\ &= 1 \end{aligned}$$

Summability Example



$$C_1 = \{1, 2, 3, 5\}$$

$$C_2 = \{2, 3, 4, 5\} \quad S_2 = \{2, 3, 5\}$$

$$C_3 = \{1, 5, 6\} \quad S_3 = \{1, 5\}$$

$$C_4 = \{5, 6, 7\} \quad S_4 = \{5, 6\}$$

$$C_5 = \{6, 7, 8, 9\} \quad S_5 = \{6, 7\}$$

$$\begin{aligned} S &= \sum_{x_1} \cdots \sum_{x_9} P(x_1 x_2 x_3 x_5) P(x_4 | x_2 x_3 x_5) P(x_6 | x_1 x_5) P(x_7 | x_5 x_6) P(x_9 | x_6 x_7) \\ &= \sum_{x_1 x_2 x_3 x_5} P(x_1 x_2 x_3 x_5) \sum_{x_4} P(x_4 | x_2 x_3 x_5) \sum_{x_6} P(x_6 | x_1 x_5) \sum_{x_7} P(x_7 | x_5 x_6) \sum_{x_8 x_9} P(x_8 x_9 | x_6 x_7) \\ &= 1 \end{aligned}$$

Separators

Definition

Let $G = (V, E)$ be a connected graph. A non-empty subset $S \subset V$ is called a **Separator** of G if and only if $G(V - S, E|_{V-S})$ is not connected. Let A, B , and S be disjoint non-empty subsets of V . S is a **Separator of A from B** in graph G if and only if in the restricted graph $G|_{V-S}$, there exists no $a \in A$ and $b \in B$ such that $\{a, b\} \in E|_{V-S}$.

A separator S is called a **Minimal Separator** if and only if T a separator with $T \subset S$ implies $T = S$.

Theorem

A graph is triangulated if and only if each minimal separator is maximally complete.

Triangulated Graphs

Theorem

G is a triangulated graph if and only if the vertices of G can be partitioned into three nonempty subsets A , S , and B , such that

- *$G|_{A \cup S}$ and $G|_{B \cup S}$ are triangulated subgraphs of G*
- *S separates A from B*

This is one of the reasons that triangulated graphs are called decomposable graphs.

Triangulated Graphs

Definition

Let $G(V, E)$ be a graph and $\{A, B, S\}$ be a non-trivial partition of V . (A, B, S) is called a **Decomposition** of G into G_{AUS} and G_{BUS} if and only if

- S separates A from B in G
- G_S is a complete graph
- G_{AUS} and G_{BUS} are each triangulated

Decomposable Graphs

Theorem

A graph is decomposable if and only if either G is complete or there exists a decomposition (A, B, S) of G into $G_{A \cup S}$ and $G_{B \cup S}$.

Triangulated Graphs

Definition

A **Perfect Elimination Ordering** in a graph is an ordering of the vertices of the graph such that, for each vertex v , v and the neighbors of v that occur after v in the ordering form a maximally complete graph.

Theorem

A graph is triangulated if and only if it has a perfect elimination ordering.

Theorem

A graph is triangulated if and only if its cliques can be put in running intersection order.

Triangulated Graphs and Clique Finding

A triangulated graph can have only linearly many cliques, while non-chordal graphs may have exponentially many. Therefore clique finding in triangulated graphs can be done in polynomial time.

Triangulated Graphs

Theorem

If a graph G is triangulated graph and C_1, \dots, C_K are the cliques of G put in running intersection order with separators S_2, \dots, S_K ,

$$S_k = C_k \cap \left(\bigcup_{i=1}^{k-1} C_i \right), k = 2, \dots, K$$

then

$$P(x_1, \dots, x_N) = \frac{\prod_{k=1}^K P(x_i : i \in C_k)}{\prod_{k=2}^K P(x_i : i \in S_k)}$$

Conditional Independence Graphs

Theorem

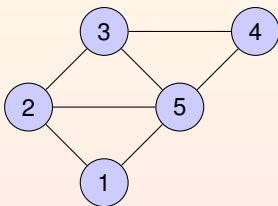
Let $P(x_1, \dots, x_N) > 0$ and G be the conditional independence graph of P . If $\{A, B, S\}$ is a non-trivial partition of $\{1, \dots, N\}$ and S is a separator of A from B in G , then $A \perp\!\!\!\perp B \mid S$

$$P(x_i : i \in A \cup B \mid x_j : j \in S) = P(x_i : i \in A \mid x_j : j \in S)P(x_i : i \in B \mid x_j : j \in S)$$

Decomposable Graph

$$I = \{1, 2, 3, 4, 5\}$$

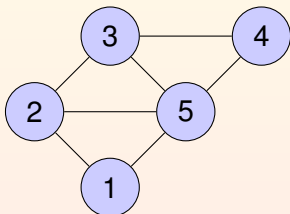
C_1	=	$\{1, 2, 5\}$	$1 \perp\!\!\!\perp 4$		$2, 5$
C_2	=	$\{2, 3, 5\}$	$1 \perp\!\!\!\perp 3$		$2, 5$
C_3	=	$\{3, 4, 5\}$	$2 \perp\!\!\!\perp 4$		$3, 5$
S_2	=	$\{2, 5\}$	$1 \perp\!\!\!\perp 4$		$3, 5$
S_3	=	$\{3, 5\}$	$1 \perp\!\!\!\perp 4$		$2, 3, 5$



$$\begin{aligned} P(x_i : i \in I) &= \frac{P(x_i : i \in C_1)P(x_i : i \in C_2)P(x_i : i \in C_3)}{P(x_i : i \in S_2)P(x_i : i \in S_3)} \\ &= P(x_i : i \in C_1)P(x_i : i \in C_2 - S_2 \mid S_2)P(x_i : i \in C_3 - S_3 \mid S_3) \end{aligned}$$

Decomposable Graph

In the conditional independence graph, there is an edge between node i and j if and only if X_i and X_j are conditionally independent given the rest of the variables.



$$\begin{aligned} P_{12345}(x_1, x_2, x_3, x_4, x_5) &= \frac{P_{125}(x_1, x_2, x_5)P_{235}(x_2, x_3, x_5)P_{345}(x_3, x_4, x_5)}{P_{25}(x_2, x_5)P_{35}(x_3, x_5)} \\ &= P_{15}(x_1, x_5)P_{2|15}(x_2 | x_1, x_5)P_{3|25}(x_3 | x_2, x_5)P_{4|35}(x_4 | x_3, x_5) \end{aligned}$$

System Diagram 1

$\{235 : 25\}, \{345 : 35\}$

$$\begin{aligned} P_{12345}(x_1, x_2, x_3, x_4, x_5) &= \frac{P_{125}(x_1, x_2, x_5)P_{235}(x_2, x_3, x_5)P_{345}(x_3, x_4, x_5)}{P_{25}(x_2, x_5)P_{35}(x_3, x_5)} \\ &= P_{15}(x_1, x_5)P_{2|15}(x_2 | x_1, x_5)P_{3|25}(x_3 | x_2, x_5)P_{4|35}(x_4 | x_3, x_5) \end{aligned}$$

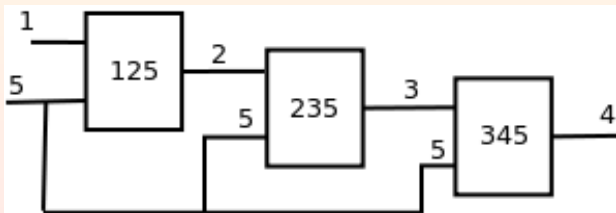


Figure 1: System H

System Diagram 2

$\{235 : 25\}, \{345 : 35\}$

$$\begin{aligned} P_{12345}(x_1, x_2, x_3, x_4, x_5) &= \frac{P_{125}(x_1, x_2, x_5)P_{235}(x_2, x_3, x_5)P_{345}(x_3, x_4, x_5)}{P_{25}(x_2, x_5)P_{35}(x_3, x_5)} \\ &= P_{25}(x_2, x_5)P_{1|25}(x_1 | x_2, x_5)P_{3|25}(x_3 | x_2, x_5)P_{4|35}(x_4 | x_3, x_5) \end{aligned}$$

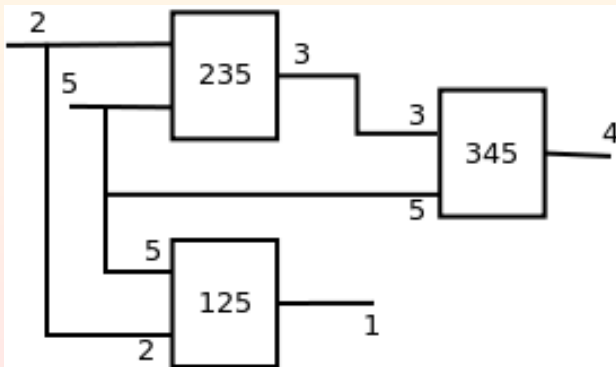


Figure: 1: System G

System Diagram 3

$\{235 : 25\}, \{345 : 35\}$

$$\begin{aligned} P_{12345}(x_1, x_2, x_3, x_4, x_5) &= \frac{P_{125}(x_1, x_2, x_5)P_{235}(x_2, x_3, x_5)P_{345}(x_3, x_4, x_5)}{P_{25}(x_2, x_5)P_{35}(x_3, x_5)} \\ &= P_{12}(x_1, x_2)P_{5|12}(x_5 | x_1, x_2)P_{3|25}(x_3 | x_2, x_5)P_{4|35}(x_4 | x_3, x_5) \end{aligned}$$

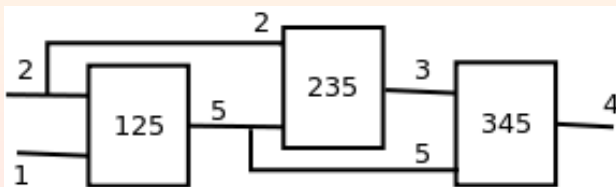


Figure 1: System I

System Diagram 4

$\{125 : 25\}, \{235 : 35\}$

$$\begin{aligned} P_{12345}(x_1, x_2, x_3, x_4, x_5) &= \frac{P_{125}(x_1, x_2, x_5)P_{235}(x_2, x_3, x_5)P_{345}(x_3, x_4, x_5)}{P_{25}(x_2, x_5)P_{35}(x_3, x_5)} \\ &= P_{1|25}(x_1 | x_2, x_5)P_{2|35}(x_2 | x_3, x_5)P_{4|35}(x_4 | x_3, x_5)P_{35}(x_3, x_5) \end{aligned}$$

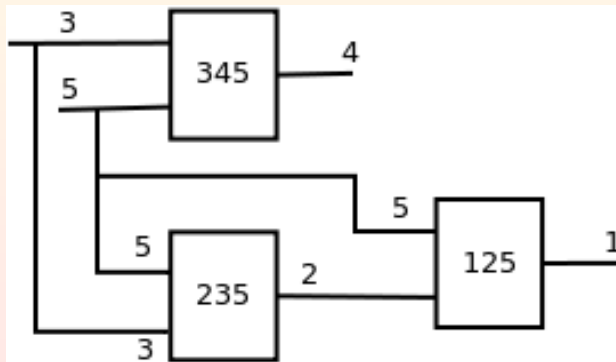


Figure: 2: System E

System Diagram 5

$\{125 : 25\}, \{235 : 35\}$

$$\begin{aligned} P_{12345}(x_1, x_2, x_3, x_4, x_5) &= \frac{P_{125}(x_1, x_2, x_5)P_{235}(x_2, x_3, x_5)P_{345}(x_3, x_4, x_5)}{P_{25}(x_2, x_5)P_{35}(x_3, x_5)} \\ &= P_{1|25}(x_1 | x_2, x_5)P_{2|35}(x_2 | x_3, x_5)P_{3|45}(x_3 | x_4, x_5)P_{45}(x_4, x_5) \end{aligned}$$

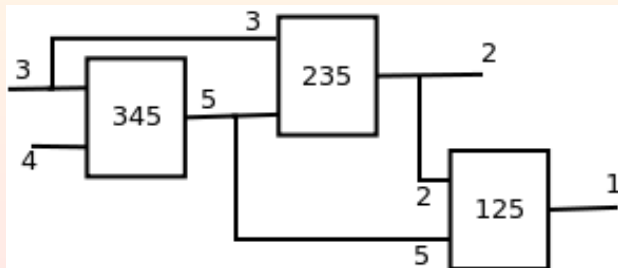
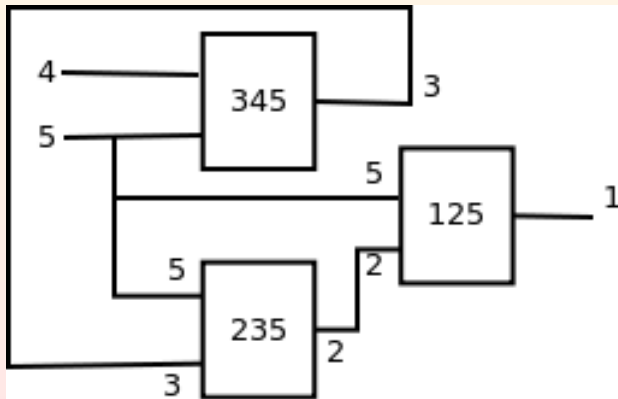


Figure: 2: System L

System Diagram 6

$\{125 : 25\}, \{235 : 35\}$

$$\begin{aligned} P_{12345}(x_1, x_2, x_3, x_4, x_5) &= \frac{P_{125}(x_1, x_2, x_5)P_{235}(x_2, x_3, x_5)P_{345}(x_3, x_4, x_5)}{P_{25}(x_2, x_5)P_{35}(x_3, x_5)} \\ &= P_{1|25}(x_1 | x_2, x_5)P_{2|35}(x_2 | x_3, x_5)P_{5|34}(x_5 | x_3, x_4)P_{34}(x_3, x_4) \end{aligned}$$



System Diagram 7

$\{125 : 25\}, \{345 : 35\}$

$$\begin{aligned} P_{12345}(x_1, x_2, x_3, x_4, x_5) &= \frac{P_{125}(x_1, x_2, x_5)P_{235}(x_2, x_3, x_5)P_{345}(x_3, x_4, x_5)}{P_{25}(x_2, x_5)P_{35}(x_3, x_5)} \\ &= P_{1|25}(x_1 | x_2, x_5)P_{4|35}(x_4 | x_3, x_5)P_{2|35}(x_2 | x_3, x_5)P_{35}(x_3, x_5) \end{aligned}$$

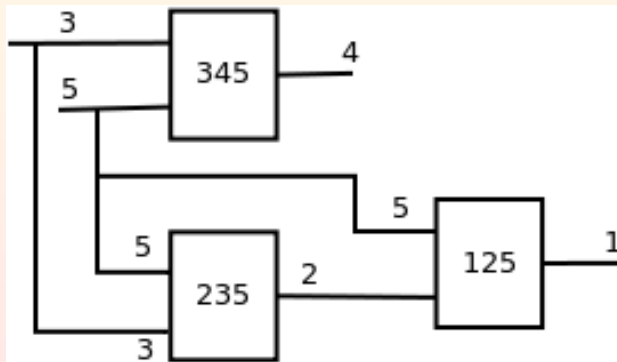


Figure: 3: System E

System Diagram 8

$\{125 : 25\}, \{345 : 35\}$

$$\begin{aligned} P_{12345}(x_1, x_2, x_3, x_4, x_5) &= \frac{P_{125}(x_1, x_2, x_5)P_{235}(x_2, x_3, x_5)P_{345}(x_3, x_4, x_5)}{P_{25}(x_2, x_5)P_{35}(x_3, x_5)} \\ &= P_{1|25}(x_1 | x_2, x_5)P_{4|35}(x_4 | x_3, x_5)P_{3|25}(x_3 | x_2, x_5)P_{25}(x_2, x_5) \end{aligned}$$

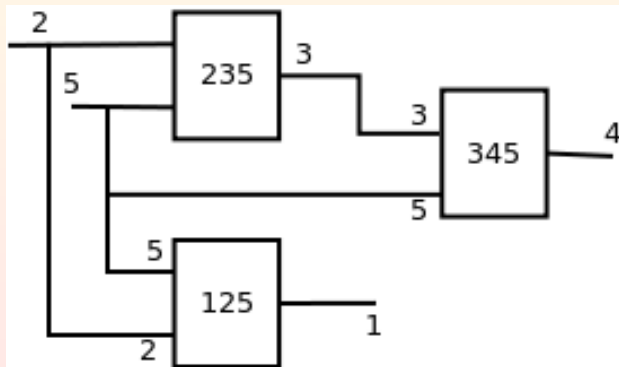


Figure: 3: System G

System Diagram 9

{125 : 25}, {345 : 35}

$$\begin{aligned} P_{12345}(x_1, x_2, x_3, x_4, x_5) &= \frac{P_{125}(x_1, x_2, x_5)P_{235}(x_2, x_3, x_5)P_{345}(x_3, x_4, x_5)}{P_{25}(x_2, x_5)P_{35}(x_3, x_5)} \\ &= P_{1|25}(x_1 | x_2, x_5)P_{4|35}(x_4 | x_3, x_5)P_{5|23}(x_5 | x_2, x_3)P_{23}(x_2, x_3) \end{aligned}$$

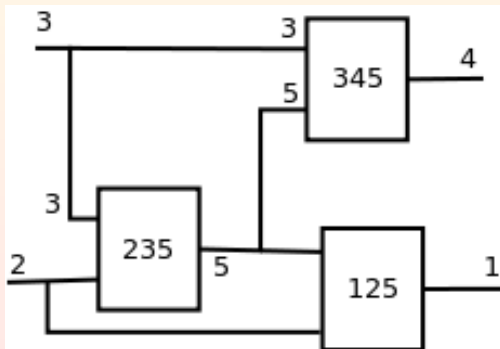


Figure: 3: System J

Feed Forward System Conditional Independences

$$P_{12345}^A(x_1, x_2, x_3, x_4, x_5) = P_{45}(x_4, x_5)P_{3|45}(x_3|x_4, x_5)P_{1|25}(x_1|x_2, x_5)P_{2|35}(x_2|x_3, x_5)$$

$$P_{12345}^E(x_1, x_2, x_3, x_4, x_5) = P_{35}(x_3, x_5)P_{4|35}(x_4|x_3, x_5)P_{1|25}(x_1|x_2, x_5)P_{2|35}(x_2|x_3, x_5)$$

$$P_{12345}^G(x_1, x_2, x_3, x_4, x_5) = P_{25}(x_2, x_5)P_{3|25}(x_3|x_2, x_5)P_{1|25}(x_1|x_2, x_5)P_{4|35}(x_4|x_3, x_5)$$

$$P_{12345}^H(x_1, x_2, x_3, x_4, x_5) = P_{15}(x_1, x_5)P_{2|15}(x_2|x_1, x_5)P_{3|25}(x_3|x_2, x_5)P_{4|35}(x_4|x_3, x_5)$$

$$P_{12345}^I(x_1, x_2, x_3, x_4, x_5) = P_{12}(x_1, x_2)P_{5|12}(x_5|x_1, x_2)P_{3|25}(x_3|x_2, x_5)P_{4|35}(x_4|x_3, x_5)$$

$$P_{12345}^J(x_1, x_2, x_3, x_4, x_5) = P_{23}(x_2, x_3)P_{1|25}(x_1|x_2, x_5)P_{5|23}(x_5|x_2, x_3)P_{4|35}(x_4|x_3, x_5)$$

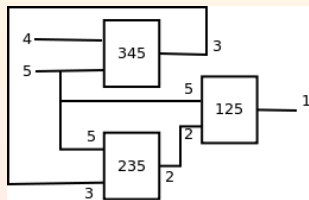
$$P_{12345}^L(x_1, x_2, x_3, x_4, x_5) = P_{34}(x_3, x_4)P_{1|25}(x_1|x_2, x_5)P_{2|35}(x_2|x_3, x_5)P_{5|34}(x_5|x_3, x_4)$$

These decompositions correspond to the same Decomposable Graphical Model

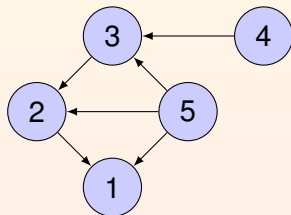
$$P_{12345}(x_1, x_2, x_3, x_4, x_5) = \frac{P_{345}(x_3, x_4, x_5)P_{125}(x_1, x_2, x_5)P_{235}(x_2, x_3, x_5)}{P_{25}(x_2, x_5)P_{35}(x_3, x_5)}$$

Feedforward Systems: Bayesian Networks

System A



Associated Bayesian Network



System A	$P(x_1, x_2, x_3, x_4, x_5)$	=	$P_{45}(x_4, x_5)P_{3 45}(x_3 x_4, x_5)P_{2 35}(x_2 x_3, x_5)P_{1 25}(x_1 x_2, x_5)$
Bayesian Network	$P(x_1, x_2, x_3, x_4, x_5)$	=	$P_4(x_4)P_5(x_5)P_{3 45}(x_3 x_4, x_5)P_{2 35}(x_2 x_3, x_5)P_{1 25}(x_1 x_2, x_5)$

System Structure and Decompositions

- $J = \{1, \dots, N\}$
- Input set of subsystem k is I_k
- Output set of subsystem k is O_k
- $I_k \cup O_k = J_k$
- $I_k \cap O_k = \emptyset$
- $O_m \cap O_n = \emptyset, m \neq n$

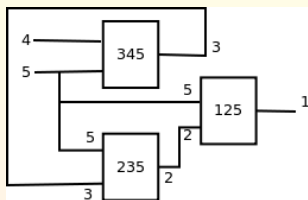
The system structure is defined by $\{(I_k, O_k, P_k)\}_{k=1}^K$

- Input Set I_k
- Output Set O_k
- Behavior P_k

$$P(x_j : j \in J) = P(x_m : m \in J - \bigcup_{k=1}^K O_k) \prod_{k=1}^K P_k(x_o : o \in O_k \mid x_i : i \in I_k)$$

The System Structure is Causal Structure

Causal Structure



System A:

4,5 are the direct cause of 3

2,5 are the direct cause of 1

3,5 are the direct cause of 2

$$J_1 = \{3, 4, 5\}$$

$$I_1 = \{4, 5\}$$

$$O_1 = \{3\}$$

$$J_2 = \{1, 2, 5\}$$

$$I_2 = \{2, 5\}$$

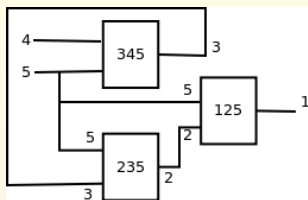
$$O_2 = \{1\}$$

$$J_3 = \{2, 3, 5\}$$

$$I_3 = \{3, 5\}$$

$$O_3 = \{2\}$$

Causal Structure



System A:

4,5 are the direct cause of 3

2,5 are the direct cause of 1

3,5 are the direct cause of 2

$$J_1 = \{3, 4, 5\}$$

$$I_1 = \{4, 5\}$$

$$O_1 = \{3\}$$

$$J_2 = \{1, 2, 5\}$$

$$I_2 = \{2, 5\}$$

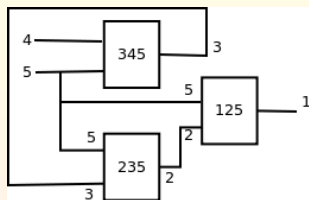
$$O_2 = \{1\}$$

$$J_3 = \{2, 3, 5\}$$

$$I_3 = \{3, 5\}$$

$$O_3 = \{2\}$$

Causal Structure



System A

X_4, X_5 is the direct cause of X_3

X_2, X_5 is the direct cause of X_1

X_3, X_5 is the direct cause of X_2

X_4 is an indirect cause of X_1

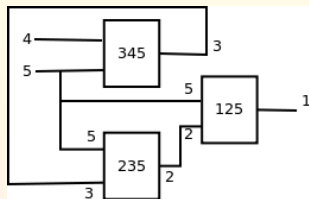
X_1 has no causal influence on X_3 : $X_1 \nrightarrow X_3$

X_3 has causal influence on X_1 : $X_3 \rightarrow X_1$

Given X_2, X_5 , X_3 has no causal influence on X_1 : $X_3 \nrightarrow X_1 \mid X_2, X_5$

Given X_2, X_5 , X_3 is conditionally independent of X_1 : $X_3 \perp\!\!\!\perp X_1 \mid X_2, X_5$

Conditional Independence Structure



System A

X_4, X_5 is the direct cause of X_3

X_2, X_5 is the direct cause of X_1

X_3, X_5 is the direct cause of X_2

X_4 is an indirect cause of X_1

Given its parents, each variable is conditionally independent
of its non-descendants

Given X_3 and X_5 , X_2 is conditionally independent X_4 : $X_2 \perp\!\!\!\perp X_4 \mid X_3, X_5$

Conditional Independence Structure

$$P_{12345}(x_1, x_2, x_4, x_4, x_5) = \frac{P_{345}(x_3, x_4, x_5)P_{125}(x_1, x_2, x_5)P_{235}(x_2, x_3, x_5)}{P_{25}(x_2, x_5)P_{35}(x_3, x_5)}$$

$$\begin{aligned}P_{24|35}(x_2, x_4 | x_3, x_5) &= \sum_{x_1} \frac{P_{125}(x_1, x_2, x_5)P_{235}(x_2, x_3, x_5)P_{345}(x_3, x_4, x_5)}{P_{25}(x_2, x_5)P_{35}(x_3, x_5)P_{35}(x_3, x_5)} \\ &= \frac{P_{235}(x_2, x_3, x_5)P_{345}(x_3, x_4, x_5)}{P_{25}(x_2, x_5)P_{35}(x_3, x_5)P_{35}(x_3, x_5)} P_{25}(x_2, x_5) \\ &= \frac{P_{235}(x_2, x_3, x_5)P_{345}(x_3, x_4, x_5)}{P_{35}(x_3, x_5)P_{35}(x_3, x_5)} \\ &= P_{2|35}(x_2 | x_3, x_5)P_{4|35}(x_4 | x_3, x_5)\end{aligned}$$

Digraphs, Feedforward, Feedback Systems

Let $\{(I_k, O_k, R_k)\}_{k=1}^K$ be a system.

- Input Set I_k
- Output Set O_k
- Behavior P_k

Define the associated system digraph (J, E) by

$$J = \bigcup_{k=1}^K I_k \cup O_k$$
$$E = \bigcup_{k=1}^K I_k \times O_k$$

Definition

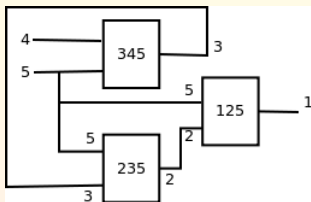
A system $\{(I_k, O_k, R_k)\}$ is called a **feedforward** system if and only if the digraph (J, E) is acyclic. A system that is not feedforward is called a **feedback** system.

Possible Causal System Structure

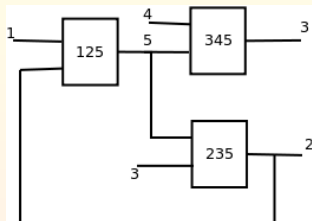
Let us consider all the possibilities where each subsystem has exactly one output variable and no two different subsystems produce the same output variables.

System	subsystem	output	subsystem	output	subsystem	output
A	345	3	235	2	125	1
B	345	3	235	2	125	5
C	345	3	235	5	125	1
D	345	3	235	5	125	2
E	345	4	235	2	125	1
F	345	4	235	2	125	5
G	345	4	235	3	125	1
H	345	4	235	3	125	2
I	345	4	235	3	125	5
J	345	4	235	5	125	1
K	345	4	235	5	125	2
L	345	5	235	2	125	1
M	345	5	235	3	125	1
N	345	5	235	3	125	2

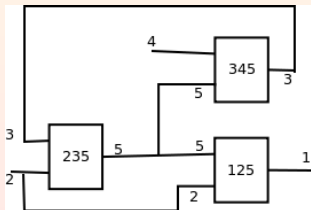
System Diagrams



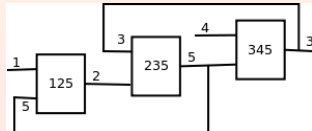
(a) System A: Feedforward



(b) System B: Feedback

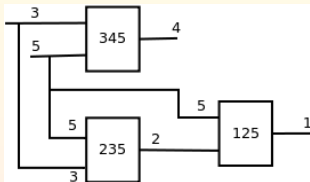


(c) System C: Feedback

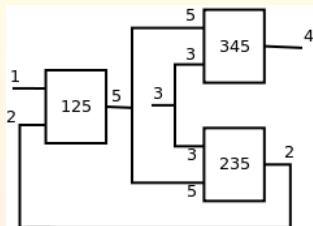


(d) System D: Feedback

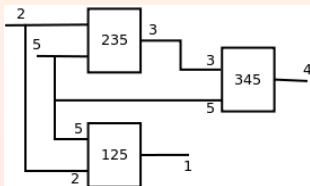
System Diagrams



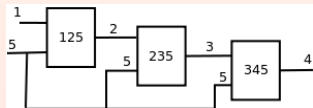
(e) System E: Feedforward



(f) System F: Feedback

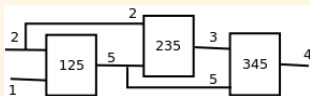


(g) System G: Feedforward

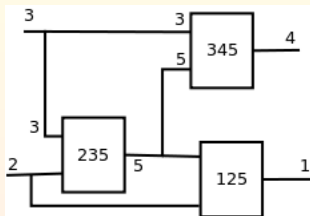


(h) System H: Feedforward

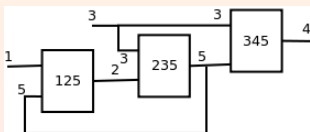
System Diagrams



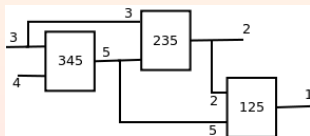
(i) System I: Feedforward



(j) System J: Feedforward

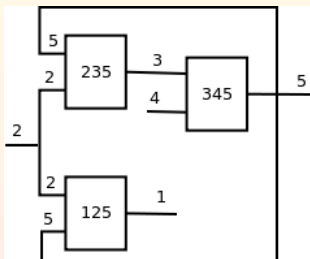


(k) System K: Feedback

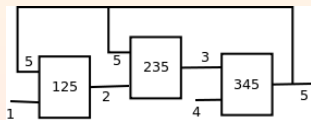


(l) System L: Feedforward

System Diagrams



(m) System M: Feedback



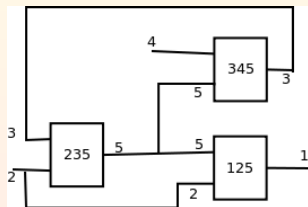
(n) System N: Feedforward

Analysing Feedback Systems

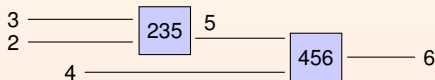
- Remove any subsystem not part of the feedback loop
- Break the feedback loop
 - This prevents the output variable y of the feedback loop to connect to a prior subsystem input variable x .
 - This makes the system a feedforward system
- Calculate the feedforward system behavior
- Add the equation $x = y$
- Calculate the new results

Feedback Systems

System C



System C with subsystem 125 removed and feedback loop broken
output variable 3 renamed to 6

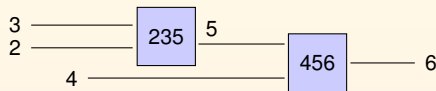


- Variable x_k has N_k possible values
- Fix variables $x_2 = a_2$ and $x_4 = a_4$
- Use a matrix notation

Matrix Notation Conventions

$P_6 \begin{matrix} N_6 \times 1 \\ x_2 = a_2 \\ x_4 = a_4 \end{matrix}$	is the vector of probabilities for variable x_6 over its N_6 values with x_2 fixed at the value a_2 and x_4 fixed at the value a_4
$P_{5 23} \begin{matrix} N_5 \times N_3 \\ x_2 = a_2 \end{matrix}$	is the matrix of conditional probabilities of variable x_5 given x_3 with variable x_2 fixed at the value a_2
$P_{6 45} \begin{matrix} N_6 \times N_5 \\ x_4 = a_4 \end{matrix}$	is the matrix of conditional probabilities of variable x_6 given x_5 with variable x_4 fixed at the value a_4
$P_3 \begin{matrix} N_3 \times 1 \\ x_2 = a_2 \\ x_4 = a_4 \end{matrix}$	is the vector of probabilities for variable x_3 over its N_3 values with x_2 fixed at the value a_2 and x_4 fixed at the value a_4

Reduced Feedforward System



The feedforward matrix equation relating the output variable x_6 to the input variable x_3 when input variable x_2 is fixed to value a_2 and input variable x_4 is fixed to value a_4 is then

$$P_{6|} \Big|_{\substack{x_2 = a_2 \\ x_4 = a_4}}^{N_6 \times 1} = P_{6|45} \Big|_{x_4 = a_4}^{N_6 \times N_5} P_{5|23} \Big|_{x_2 = a_2}^{N_5 \times N_3} P_3 \Big|_{\substack{x_2 = a_2 \\ x_4 = a_4}}^{N_3 \times 1}$$

Connecting The Feedback Loop

Set variable $x_6 = x_3$, noting that $N_6 = N_3$ and that variable x_6 and x_3 have the same range sets. The resulting matrix equation is

$$P_3 \Big|_{\substack{N_3 \times 1 \\ x_2 = a_2 \\ x_4 = a_4}} = P_{3|45} \Big|_{N_3 \times N_5, x_4 = a_4} P_{5|23} \Big|_{N_5 \times N_3, x_2 = a_2} P_3 \Big|_{N_3 \times 1, x_2 = a_2, x_4 = a_4}$$

This equation can be easily solved for P_3 since it is the eigenvector corresponding to eigenvalue of 1 of the matrix

$$P_{3|45} \Big|_{N_3 \times N_5, x_4 = a_4} P_{5|23} \Big|_{N_5 \times N_3, x_2 = a_2}$$

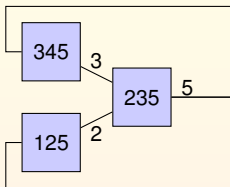
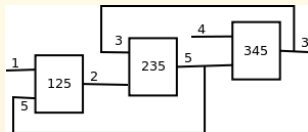
Computing Joint Probability

Thus for each different value of the externally set input variables x_2 and x_4 , there will be different distribution for x_3 . Once, the distribution of x_3 is known, the joint distribution of all variables, can be calculated by means of the corresponding conditional probabilities.

$P_3|_{\substack{N_3 \times 1 \\ x_2 = a_2 \\ x_4 = a_4}}$ is really the conditional probability $P_{3|24}(x_3|a_2, a_4)$.

$$P_{12345}(x_1, x_2, x_3, x_4, x_5) = P_{1|25}(x_1|x_2, x_5)P_{3|24}(x_3, |x_2, x_4)P_{5|23}(x_5|x_2, x_3)P_{24}(x_2, x_4)$$

Multiple Connected Feedback Loops

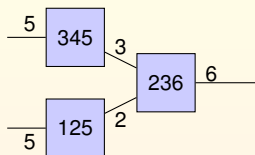


- Fix the external variables $x_1 = a_1$ and $x_4 = a_4$
- Take the combined variable (x_2, x_3) as the feedback variable
- The conditional probability matrix for (x_2, x_3) given x_5 is $N_2 N_3 \times N_5$.

$$P_{23|5} \Big|_{\substack{x_1 = a_1 \\ x_4 = a_4}}^{N_2 N_3 \times N_5} = P_{2|15} \Big|_{x_1 = a_1}^{N_2 \times N_5} \otimes P_{3|45} \Big|_{x_4 = a_4}^{N_3 \times N_5}$$

where \otimes is the kronecker matrix product and simply allows us to denote a conditional probability matrix where one of the variables is the joint variable (x_2, x_3) .

Multiple Connected Feedback Loops



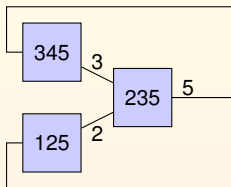
First we break the feedback loops and rename the output variable x_5 to x_6 . Now we can write

$$P_6 \Big|_{\substack{x_1 = a_1 \\ x_4 = a_4}}^{N_6 \times 1} = P_{6|23} \Big|_{\substack{x_1 = a_1 \\ x_4 = a_4}}^{N_6 \times N_2 N_3} P_{23|5} \Big|_{\substack{x_1 = a_1 \\ x_4 = a_4}}^{N_2 N_3 \times N_5} P_5 \Big|_{\substack{x_1 = a_1 \\ x_4 = a_4}}^{N_5 \times 1}$$

Now we connect the feedback loop. We set variable $x_6 = x_5$, noting that $N_6 = N_5$ and that variable x_6 and x_5 have the same range sets. The resulting matrix equation is

$$P_5 \Big|_{\substack{x_1 = a_1 \\ x_4 = a_4}}^{N_5 \times 1} = P_{5|23} \Big|_{\substack{x_1 = a_1 \\ x_4 = a_4}}^{N_5 \times N_2 N_3} P_{23|5} \Big|_{\substack{x_1 = a_1 \\ x_4 = a_4}}^{N_2 N_3 \times N_5} P_5 \Big|_{\substack{x_1 = a_1 \\ x_4 = a_4}}^{N_5 \times 1}$$

Multiple Connected Feedback Loops

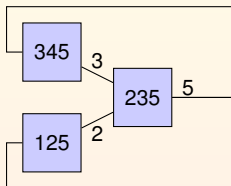


$$P_5 \Big|_{\substack{x_1 = a_1 \\ x_4 = a_4}}^{N_5 \times 1} = P_{5|23} \Big|_{\substack{x_1 = a_1 \\ x_4 = a_4}}^{N_5 \times N_2 N_3} P_{23|5} \Big|_{\substack{x_1 = a_1 \\ x_4 = a_4}}^{N_2 N_3 \times N_5} P_5 \Big|_{\substack{x_1 = a_1 \\ x_4 = a_4}}^{N_5 \times 1}$$

As before, this equation is easily solved as $P_5 \Big|_{\substack{x_1 = a_1 \\ x_4 = a_4}}^{N_5 \times 1}$ is just the eigenvector having eigenvalue 1 of the matrix

$$P_{5|23} \Big|_{\substack{x_1 = a_1 \\ x_4 = a_4}}^{N_5 \times N_2 N_3} P_{23|5} \Big|_{\substack{x_1 = a_1 \\ x_4 = a_4}}^{N_2 N_3 \times N_5}$$

Multiple Connected Feedback Loops: Joint Probability



$P_5 | \begin{matrix} N_5 \times 1 \\ x_1 = a_1 \\ x_4 = a_4 \end{matrix}$ is the conditional probability $P_{5|14}(x_5 | a_1, a_4)$

$$P_{12345}(x_1, x_2, x_3, x_4, x_5) = P_{5|14}(x_5 | x_1, x_4) P_{14}(x_1, x_4) P_{2|15}(x_2 | x_1, x_5) P_{3|45}(x_3 | x_4, x_5)$$